



DSB Twinhead Pro XM
Thin-cutting band saw



DSB Twinhead Pro XM

Thin-cutting band saw with 2 saw modules.

Developed for precise cutting of hardwood and softwood in the dry and wet cutting process.

The proven DSB Twinhead NG XM thin-cutting band saw has been further developed to produce a "Pro" version that is setting new benchmarks in the precision thin-cutting of wood. With its digitalization features, the DSB Twinhead Pro XM belongs to the next generation of machines. The remote maintenance package includes connection to the myWINTERSTEIGER cloud. Bearing monitoring, automatic block width measurement, automatic saw blade detection - all machine data are clearly visualized. Other technical highlights include optimized machine accessibility for maintenance and cleaning, the 12-inch multi-touch display with completely overhauled user interface, powerful chip extraction, and much more.

Machine data for continuous improvement.

Digitalization has heavily influenced mechanical engineering in recent years. It brings with it enormous opportunities and possibilities, with data being the most precious jewel of the 21st century. However, collecting data is only the first step. Only through sound analysis and interpretation can the true gems be unearthed. If this is achieved, added value is available that provides a clear advantage. WINTERSTEIGER is focusing on digitalization in machine development and is working full steam ahead on new solutions.

In addition to machines, we also develop the appropriate software: our proximity to our customers means that these are developed flexibly and continuously adapted on an ongoing basis.

Optimized for the production of hardwood and softwood products in the following product categories:

- | | | |
|-----------------------|----------------------------|-------------------------------|
| ■ Parquet flooring | ■ Windows | ■ Musical instruments |
| ■ Multilayer boards | ■ Furniture | ■ Saw mill - secondary cut |
| ■ Glue-laminated wood | ■ Pencil boards | ■ Rotor blades for wind farms |
| ■ Doors | ■ Ski/snowboard components | |

If you are looking for customized solutions for non-wood materials, please ask us!



Your benefits summed up:

Digital solutions for efficient production processes (in the remote maintenance package)

- Saw blade detection in the machine for automatic tool management
- Automatic block width measurement
- Automatic bearing monitoring for preventive replacement
- myWINTERSTEIGER cloud connection
- 12-inch multi-touch display for optimum usability

High performance and maximum dimensions

- 2-module basic configuration can be expanded to form a complete production system
- Cutting width up to 310 mm, block height up to 165 mm, and feed speed up to 45 m/min
- Optimized accessibility for easy maintenance and repair

Premium technology for maximum precision

- Unique feed system for all block characteristics
- Optimized for cutting softwood
- Powerful extraction for high feed speed
- Everything from a single source and perfectly harmonized:
- Machine, tool, automation, and reliable customer service - available to you across the globe

Double = better grip: the Twinhead concept



Save space with horizontal saw modules.

The DSB Twinhead Pro XM thin-cutting band saw features two saw modules in the basic version and is the most compact solution for performing two cuts. The Twinhead concept, namely the parallel arrangement of the saw modules, is the optimum solution wherever multiple cuts are required.

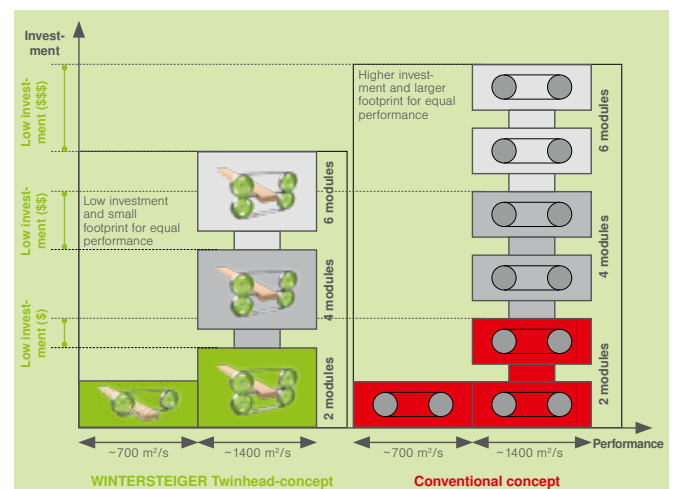
The servo-driven module adjustment via precision threaded spindles allows up to 10x faster height adjustment. You therefore achieve quick and optimum utilization of the cutting height.

Cutting width up to 310 mm, block height up to 165 mm.

The tried-and-tested block transport system of the predecessor model has been adopted and optimized for the DSB Twinhead Pro XM. The maximum block clearance height is 165 mm, with a cutting height of up to 165 mm. Depending on the configuration, the DSB Twinhead Pro XM's feed speed is infinitely variable up to 45 m/min.

Unique price/performance ratio.

Even the basic configuration of the DSB Twinhead Pro XM - with its ergonomic advantages and minimum space requirement yet maximum performance - is a highlight. The Twinhead concept with two saw modules in one machine keeps the costs of investment within comfortable limits.



The Twinhead concept – an unrivaled price/performance ratio

For maximum capacity requirements:
your machine grows with you!



DSB Twinhead Pro XM, modularly extended

Automation and integration.

The DSB Twinhead Pro XM can be expanded: machines connected in series are designed as whole production systems to form complete manufacturing units with a compact design. Existing machines and systems can be expanded at any time.

The automation and integration of machines to form individual process solutions are among WINTERSTEIGER's core competencies.

Optimum accessibility for easy maintenance and repair.

The innovative design of both machine and serial installation ensures that all saw modules and machine components are optimally accessible while requiring minimum space.

These special ergonomics minimize both time and cost required for setup, configuration, and changing of saw bands. This concept also provides full access to the machine room.



WINTERSTEIGER thin-cutting: maximum precision - minimal kerf

Cutting-edge sawing technology for maximum precision.

Instead of simply overstretching the band-saw blade, WINTERSTEIGER uses automatic band tracking control to keep the band-saw blade in position on the deflection pulleys: in addition to protecting and retaining the inner saw band tension, the gliding surface on the deflection pulleys is also protected.

Combined with the carbon guides, this optimal saw blade tension allows for aggressive positioning of the saw band guides. As a result, the saw band tension is concentrated in the cutting area.

The unique technology package, in combination with the rigid block guide, ensures maximum cutting precision when using minimum cutting kerfs starting at 1.1 mm.

Innovative cutting-edge sawing systems

- Unique feed system
- Automatic saw blade regulation
- Servo-pneumatic saw blade tensioning
- High-tech carbon-guide


Your gain: up to 40 % greater timber yield!

Figure on left:

Regular cut with increased loss caused by a lack of precision.

Figure on right:

WINTERSTEIGER thin cutting with minimal cutting loss and maximum precision!



Unique feed system for all block characteristics.

Driven transport rollers above and below guarantee continuous block transport, even when faced with extreme workpiece characteristics. The specially rubberized transport rollers and the innovative counter-pressure system guarantee optimum grip as well as minimum friction for wet or dry material. At the same time, the hard chrome-plated supporting table ensures that the workpiece is as stable as possible (optimally aligned).



Driven feed rollers top and bottom

The transport rollers are electronically controlled and infinitely adjustable at the infeed and outfeed (1 - 18 m/min or 8 - 45 m/min). The vertical stabilization of the workpiece in the cutting area is the basis for the perfectly precise cut. Additional driven pressure rollers immediately above the cutting area guarantee the constant stability of the workpiece across its full width. This gives you the ability to cut not only pre-planed material, but also uneven and rough-cut wooden blocks with longitudinal or latitudinal deformations or that are torsion-warped or cupped.

Additional driven pressure rollers immediately above the cutting area guarantee the constant stability of the



Blocks with longitudinal/latitudinal deformation, cupped or warped

workpiece across its full width. This gives you the ability to cut not only pre-planned material, but also uneven

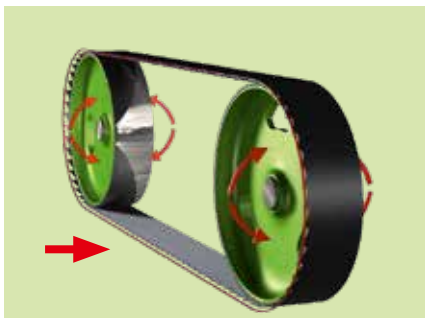


Block dry cutting

and rough-cut wooden blocks with longitudinal or latitudinal deformations or that are torsion-warped or cupped.

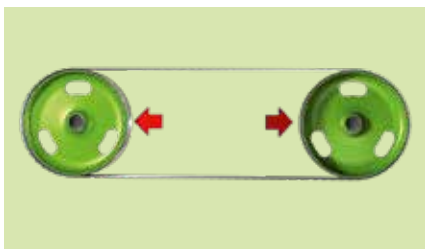


Block wet cutting



Automatic band tracking control.

When cutting non-homogeneous materials such as wood, the saw band is exposed to different cutting forces. The automatic band tracking control uses a sensor to detect the displacement of the saw band caused by differences in cutting force. An adjusting mechanism driven by an electromotor controls the deflection pulleys and guarantees optimum positioning of the saw band. This prevents the saw band running off the deflection pulley.



Servopneumatic saw band tensioning.

A servo valve controls the saw blade tension, which is adjusted to match the saw blade dimensions. During idle periods, the tensioning pressure is reduced to protect the saw band.

High-tech carbon guide.

This high-tech composite material made of abrasion-proof carbon fibers and heat-resistant epoxy resin guarantees precise band guiding and an extremely long lifetime.



Extremely abrasion-resistant high-tech carbon guide

Powerful chip removal.

The machine extraction is designed so that chips are removed from the machine as quickly and efficiently as possible. This prevents temperatures from becoming too high inside the machine. Primarily in the softwood segment and at high feed speeds, where more chips accumulate in a shorter time, optimized extraction is a clear benefit.



Powerful chip removal

Discharge screw

The tried-and-tested discharge screw is now also used in the DSB Twinhead Pro XM, the largest machine in our product portfolio. It ensures that chips are continually removed from the machine interior. It also provides support during machine cleaning: chips can easily be swept into the discharge screw.



Think digital

Modern solutions for more efficient production processes.

Unplanned downtimes cost time and money. Sensors that monitor the DSB Twinhead Pro XM provide the solution for reducing downtimes.



Saw blade detection in the machine for automatic tool management.

Digital saw blade detection simplifies tool management. The inserted saw blades are detected when the machine is started, and the tool and machine data are linked to one another. Aside from the type of wood and customer-specific data, data no longer have to be entered manually due to automatic detection.

For detection purposes, the WINTERSTEIGER saw blades are already clearly marked in the manufacturing process. The sensor technology on the machine then detects the saw blades and every saw blade can be clearly identified as a result. The rest of the cutting process is not affected in any way.



Automatic block width measurement.


Optical sensors detect the block width automatically and it no longer has to be entered manually. The throughput can also be calculated with this measurement, the advantage here being that you always have an overview of the production volume.

Automatic bearing monitoring for preventive replacement.

The condition of the main bearings is documented during bearing monitoring and the sensors enable conclusions to be drawn about the wear on a bearing. If sufficient data are available, bearing damage can be anticipated: preventive bearing replacement can be carried out outside of production time and without interruption due to unforeseen damage.

Remote maintenance plus and "myWINTERSTEIGER" cloud connection.

WINTERSTEIGER has been relying on remote maintenance for many years. This allows for a very quick response should support be required. This online support means that companies can often avoid the need for a WINTERSTEIGER customer service technician to be deployed to their premises. The remote maintenance package also includes the myWINTERSTEIGER cloud connection. All machine and tool data are stored in a structured way in this cloud and are available for analysis.



Quick help. With the WINTERSTEIGER remote service.

Quality and speed are the deciding factors in the event of a breakdown. WINTERSTEIGER sales and service networks guarantee optimum support in case of technical queries and fastest possible support by professional service technicians.

In addition, to improve availability and reduce response times, you also have the option of equipping your WINTERSTEIGER thin-cutting band saws

with remote service. You are always only seconds away from professional troubleshooting with WINTERSTEIGER remote service. Your machine's online connection is the direct link to our Technical Customer Service. Error detection and diagnosis are done almost in real time, along with data analyses, optimizations, and service measures. WINTERSTEIGER remote service works with LAN/WAN/GPRS/UMTS/HSDPA.



Your benefits:

- Increased machine availability
- Shorter downtimes thanks to remote diagnosis
- Reduced maintenance costs
- Routine transmission of current software updates
- Data backup and secure spare part identification
- Support of maintenance staff and service crew
- Machine standstills are avoided

Our services:

- Provision of the hardware (router)
- Registration on the WINTERSTEIGER remote service portal
- Free remote service for the first year (service can be extended by maintenance agreement)

WINTERSTEIGER after-sales service. When the delivery ends the support begins.

The best time for assessing the quality of an investment is in the many years after its delivery. Therefore WINTERSTEIGER has established a global after sales service.

Installation and training.

WINTERSTEIGER ensures both with its experts world-wide and of course on site.

Support.

We provide continuous support to quickly optimize the profitability of the machine for our customers.

Proactive maintenance.

Maintenance and preventive active replacement of pre-defined wear parts at firmly defined times (e.g. during company holidays) which also helps to keep maintenance and repair costs to a minimum.

Contracts for consumables and saw blades.

These agreements enable us to plan our annual requirements in advance and save costs which of course we pass on immediately to our customers.

Other benefits:


- Just-in-time delivery of saw blades
- Availability at short notice
- Warehousing of saw blades by WINTERSTEIGER

Helpdesk on call service.

This service underlines our high level, global service commitment to our partners and ensures first-class support even outside our normal business hours.



Conveyor systems – the right solution for everyone



Merry-go-round: minimal staff – maximum profit.

In addition to machines, WINTERSTEIGER also offers various solutions for the supply and removal of cutting material. The offering ranges from simple roller conveyors and powered roller conveyors in different lengths through to accumulating conveyors in the feeding area. Customer-specific solutions can also be implemented.

Hinged roller conveyors und powered roller conveyors.

The stable support roller for long blocks at the machine's infeed and outfeed points ensure precise cutting results. For this purpose, WINTERSTEIGER has developed sturdy roller conveyors and powered roller conveyors in lengths of 2.5 m, 4 m, and 5.5 m.

The hinged conveyor systems simplify opening of the machine door for rapid tool change.

WINTERSTEIGER also implements customer-specific merry-go-round systems, and with VAP-WINTERSTEIGER's automation expertise, entire production processes can be automated: your requirements lay the foundation for the design!

Feeding magazine – an easy way to boost efficiency.


Inserting multiple wooden blocks into the feeding magazine helps to eliminate interruptions in the workflow and the use of materials. It enables employees to operate multiple machines or run multiple work processes at the same time. It is very easy to set different block heights mechanically.

The feeding magazine and the thin-cutting band saw work together perfectly: combined software controls prevent operating errors and the feeding magazine adapts to the feed speed of the machine.

In order to increase efficiency even further when working with the machine, WINTERSTEIGER also offers an accumulating conveyor magazine. This means that the machine can be operated by only one employee.




Customer-specific complete systems



Within the WINTERSTEIGER Group, VAP-WINTERSTEIGER is the plant engineering and automation specialist. Renowned manufacturers from around the world swear by the "MADE IN AUSTRIA" systems.

Softwood production line for multilayer boards

On this fully automated plant, blocks are thickness-planed, timber is cut into top layers by 3 DSB Twinhead NG XM thin-cutting band saws connected in series, the top layer stack is planed on the sides, lamella are separated and cleaned of dust, and the top layers are quality assessed, all for the production of multilayer boards.



Options for every requirement



The DSB Twinhead Pro XM delivers what it promises, and provides options which further improve the result depending on individual needs.

Optimum feed for every application.

The DSB Twinhead Pro XM facilitates high-speed feeding of 8 to 45 m/min for high-performance applications in the highest capacity range. For standard, precision, or special applications for sensitive materials or XXL dimensions, the standard feed from 1 to 18 m/min can be selected.

Innovative spraying system for wet cutting.

Spraying the saw tooth with a special, highly wood-compatible spraying agent creates a vapor that lubricates and cools the saw bands. The spraying intervals can be customized according to need and application. The benefits here are an improved service life of the thin-cutting saw band thanks to reduced friction and the prevention of resin deposits. The benefits of the spraying system are particularly evident when cutting wet wood. However, it also demonstrates its performance in applications involving the cutting of wood types with a high resin or silicate content.

The system for the lubrication of the drive pulleys and spraying during the cutting process has been overhauled. In the standard version, two separate lubrication tanks are available: one for lubricating the drive pulleys and the other for spraying during the cutting process.

Additional spraying with water.

As an alternative to conventional spraying agents, water is also well-suited for the processing of certain kinds of wet wood. A small amount is sprayed on the tooth tips and loosens the mass of wet sawdust, resin, and lubricant. The lateral clearance angles of the saw therefore remain clean and functional. Water as a spraying agent can be combined with conventional agents or employed separately as needed.



Optimum feed for every application.



Wet cutting spraying system



Table spray system

WINTERSTEIGER WOODTECH.

The value of wood increases with the level of its finish.

Wood as a sustainable and growing resource with all its brilliant properties is being rediscovered more intensively than ever before. Thin-cutting in particular is proving to be one of the key technologies in the processing of wood. WINTERSTEIGER already has over 30 years of know-how in this segment and has been a market leader for many years.


Sales of more than 1500 thin-cutting frame saws underline WINTERSTEIGER's global market leadership which is based on a philosophy that is transparent and pursued consistently: To create clear added values for the future by being receptive to innovation whilst offering high-performance and excellent operating reliability.

WINTERSTEIGER's technology offers absolutely perfect conditions for the production of products like

- Engineered floors
- Multi-layer boards
- Doors
- Windows
- Furniture
- Pencil boards
- Musical instruments and many more

Conceived and put into practice by a team of users, technicians and designers, the entire product range of thin-cutting frame saws to the technology for gluing and pressing excels with a wide variety of advantages.

- High precision
- Minimum cutting kerfs
- Ready to glue surfaces
- Further processing of lamellas without additional work stages



Precise cutting of all non-wood materials.

As the quality leader, WINTERSTEIGER is present wherever precise cutting with minimal material loss is at a premium. This applies to various materials not made of wood. Ask for our customized solutions!





Saw blades from in-house development and production.

Demanding customers require individual tools. WINTERSTEIGER supplies the best material, optimum saw blade dimensions and tooth geometries in line with requirements.

WINTERSTEIGER is able to supply the perfect blade for frame or band saws, meeting all customer needs. The extremely thin kerf, along with the highest possible precision, is the ideal basis for manufacturing high-quality products and is providing additional earning opportunities for each customer. For WINTERSTEIGER, shortest delivery times with greatest possible flexibility go without saying.

Compelling thin-cutting systems and band saws by WINTERSTEIGER!

Optimum solution:

- 30 years of know-how with all types of wood
- References from all over the world
- Broad product range with different base materials, tooth pitches and kerfs
- Customer-oriented saw development
- Optimum wood yield using appropriate tools

Maximum efficiency:

- Immediate further processing of the lamella without subsequent calibration
- Kerf from 0.7 mm
- Clean lamella surface
- Maximum lamella precision
- Efficient use of material thanks to constantly perfect kerf


Reliable partner:

- Top quality servicing of machines, tools and saws
- Customized systems for your success
- Consistently high quality and ability to supply
- High level of customer satisfaction



DSB Twinhead Pro XM

Figures. Data. Facts.



Technical data

	Standard
Main drive rating	32 kW (43,5 HP)
Max. cutting width	310 mm (12.2")
Feed speed, infinitely adjustable (depending on wood type and block dimensions)	Standard feed: 1 – 18 m/min High-Speed: 8 – 45 m/min
Saw blade speed, infinitely adjustable	20 – 60 m/sec (65 – 196 ft/sec)
Wet cutting – spraying system	For wet cutting as well as for wood types with a high resin or silicate content
Saw blade tensioning system	Servo-pneumatic
Saw blade motion control (saw blade motion visible via sight window)	Automatic
Voltages*	3 x 400 VAC / 50 Hz 3 x 480 VAC / 60 Hz External switch cabinet at front of main drive for following voltages: 3 x 208 VAC / 60 Hz 3 x 575 VAC / 60 Hz
Diameter – saw pulleys	Ø 915 mm (36")
Arrangement of sawing module	Horizontal
Operating height	Approx. 1,300 mm (51") (approx. 1,100 mm / 43" with sunken fundament)
Cutting height adjustment of saw blade	Approx. 1.5 to 165 mm (0,06" – 6,50")
Durable saw blade guide	Carbon guide
Saw blade lubrication	Via compressed air lubricator
Compressed air connection	Operating pressure 7 bar (101,5 psi)
Required extraction force	Min. 500 liters/min (17.7 cubic feet/min) per machine
Suction fittings top	1 x Ø 200 mm + 1 x Ø 150 mm per machine
Extraction capacity	Min. 5300 m³/h (187.167 cubic feet/hour) per machine (7200 / 254.265 incl. chips screw)
Required air speed	30 m/sec (100 feet/sec) per machine
Power and compressed air inlet	Optionally at top or side

* Other voltages available on request

Block/lamella data

	Standard
Block width	Min. 30 mm / max. 310 mm (1.2" / 12.2")
Saw blade guiding	Adjustable on one side
Cutting precision (depending on original material and tool characteristics)	Approx. +/- 0.15 mm (0.006")
Block height min. / max.	5 mm / 165 mm (0.19" / 2.95")
Block length min. / max.	350 mm (13.78") / unlimited
Lamella thickness (depending on wood type and block dimensions)	> 1.5 mm (0.059")
Individually selectable block guide	Lateral or central block guide

We reserve the right to make technical alterations.

Saw blade data

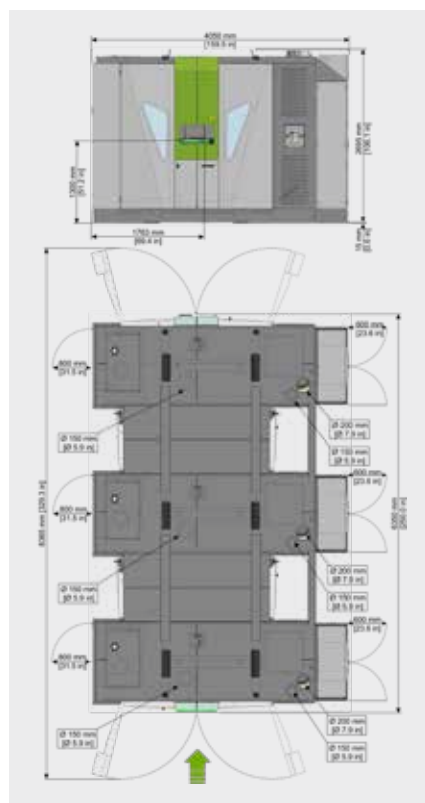
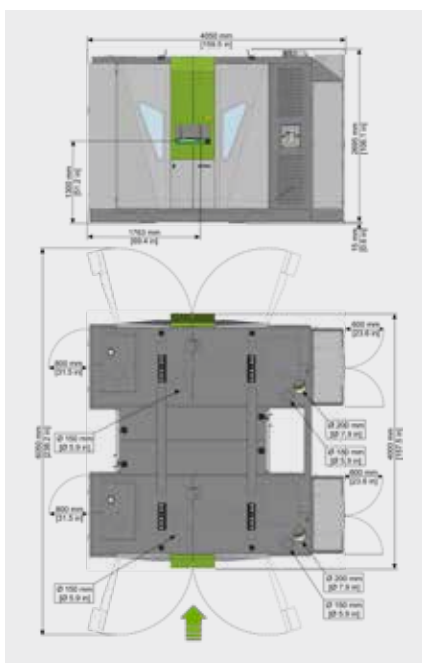
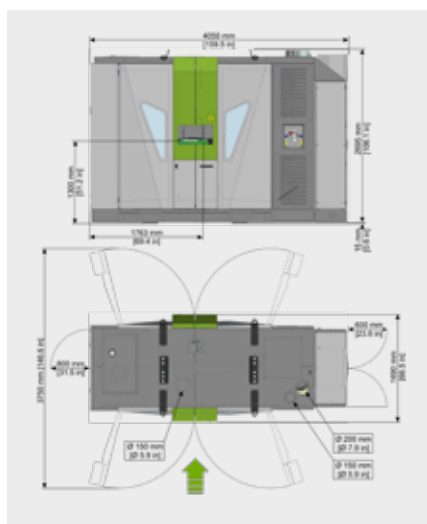
Thickness of cutting kerf	From 1.1 mm (0.043")	
Thickness of base material	From 0.7 mm (0.027")	
Width of saw band	80 mm (3.15")	Optional: 100 mm (3.94")
Length saw band	5500 mm (216.5")	
Easy & ergonomical saw blade change (sash doors swivel through 125°)	Approx. 2 min (2 persons)	

DSB Twinhead Pro XM

Figures. Data. Facts.

Dimensions	DSB Twinhead Pro 2 XM	DSB Twinhead Pro 4 XM	DSB Twinhead Pro 6 XM
Height	2710 mm (109.69")		
Width	4050 mm (159.44")		
Depth	1690 mm (66.53")	4000 mm (157.48")	6350 mm (250")
Depth with doors open	3750 mm (147.64")	6050 mm (238.19")	8365 mm (329.33")
Weight	Approx. 8000 kg (17637 lbs)	Approx. 16000 kg (35274 lbs)	Approx. 24000 kg (52911 lbs)
Foundation load	10000 kg (22046 lbs)	20000 kg (44093 lbs)	30000 kg (66139 lbs)
Transport options for machine	2 brackets for fork-lift on underside of machine 2 fittable crane eyes on top of machine		
Transport dimensions machine (W x D x H)	4050 x 1960 x 2710 mm (159.44" x 77.16" x 106.69") per machine		
Transport dimensions with wooden crate (W x D x H)	4250 x 2200 x 2985 mm (167.32" x 86.61" x 117.51") per machine		
Transport dimensions in seaworthy crate (W x D x H)	4250 x 2200 x 3005 mm (167.32" x 86.61" x 118.31") per machine		

We reserve the right to make technical alterations.



Success begins with the right decisions.
At the right time. We look forward to you!



WINTERSTEIGER
Thinking about tomorrow.

Headquarters:

Austria: WINTERSTEIGER AG, 4910 Ried, Austria,
Dimmelstrasse 9, Tel.: +43 7752 919-0, Fax: +43 7752 919-58,
woodtech@wintersteiger.at

International Companies:

France: SKID WINTERSTEIGER S.A.S.,
93 Avenue de la Paix, 41700 Contres, Tel.: +33 6 825 947 62,
franck.pasqual@skid-wintersteiger.com

Russia CIS: OOO WINTERSTEIGER, 117218 Moscow,
Krzhizhanovsky str. 14, build. 3, Tel.: +7 495 645 8491,
Fax: +7 495 645 8492, office@wintersteiger.ru

South America: WINTERSTEIGER South América Comercio de
Maquinas Ltda., Rua dos Cisnes 348, CEP: 88137-300, Palhoça,
SC – Brazil, Tel./Fax: +55 48 3344 1135,
office@wintersteiger.com.br

Asia, Australia, New Zealand: WINTERSTEIGER SEA
Pte. Ltd., Singapore 569084, 2 Ang Mo Kio Street 64 #05-03A,
Tel.: +65 6363 3384, Fax: +65 6363 3378,
office@wintersteiger.com.sg

USA, Canada: WINTERSTEIGER Inc.,
4705 Amelia Earhart Drive, Salt Lake City, UT 84116-2876,
Tel.: +1 801 355 6550, Fax: +1 801 355 6541,
mailbox@wintersteiger.com

Representatives:

Albania, Bosnia Herzegovina, China, Croatia, Japan, Korea, Kosovo, Macedonia, Montenegro, Poland, Portugal, Serbia, Slovenia, Spain, Sweden, Taiwan, Turkey.
Contact details for our representatives are available on www.wintersteiger.com/woodtech.